

IN THIS ISSUE:

- ◆ Academy 2022 San Diego
- ◆ Clinical Rotation Spotlight
- ◆ Welcome New CCO Employees
- ◆ Preceptor Corner: MWU Resources
- ◆ Optometry Technology “Corneal Topography”
- ◆ Calendar of Eye/Vision Awareness
- ◆ Important Dates and Reminders.

Stay Connected



MIDWESTERN UNIVERSITY

Tomorrow's Healthcare Team

WINTER 2022/2023

VOLUME 7

ISSUE 3


WELCOME WINTER

AMERICAN ACADEMY OF OPTOMETRY 2022 MEETING

The American Academy of Optometry (AAO) holds an annual meeting to provide educational resources, encourage quality in eyecare and updates for our optometry doctors, faculty and students. It is the largest conference of the year. American Academy of Optometry 2022 was unique this year as we celebrated 100 years and acknowledge the Academy's Centennial Celebration and the Academy Foundation's Diamond Jubilee.

This past October, the meeting took place in San Diego, California. At Academy 2022 San Diego, they displayed the significance of AAO history and developments over the pasted years. Members of the American Academy of Optometry Hall of Fame were announced and participants were able to earn 30+ Continuing Education credits.

There were thousands of attendees and over 100 different companies that represented and participated in education opportunities. Included among these attendees were our very own faculty and students who presented posters and lectures.



Dr. Jenna Williams and Dr. Konstantina Kalas, presents poster at AAO 2022.


AAO 2022

Lectures Presented:


- ◆ **Parres Wright O.D.:** (Janette Dumas Pepper O.D., Keshia Elder O.D., MS, MS, FAAO): DEI Building Blocks: Foundational Concepts for Understanding Diversity, Equity, and Inclusion in Optometry. 2022.
- ◆ **Parres Wright O.D.:** Diabetes and Low Vision Rehabilitation. 2022.
- ◆ **Sarah El-Khazendar O.D.:** Learning Related Vision Problems. 2022.
- ◆ **Jenelle Mallios O.D., FAAO** (Dana Lingle OTD): Ergonomics for the Optometrist. 2022.
- ◆ **Jenelle Mallios O.D., FAAO** (Matthew Vaughn O.D.): Pediatric Posterior Segment Ocular Disease: A Crash Course. 2022.

Posters Presented:

- ◆ **Jessica Conroy O.D., Suraj Upadhyaya O.D., PhD, Vakishan Nadarajah O.D.:** Reliability, Repeatability, and Reproducibility of Oculus Keratograph 5M Non-Invasive Tear Break-Up Time at Midwestern University Eye Institute (MWUEI). 2022.
- ◆ **Clinton Prestwich O.D. Jourdan Valkner, (CCO 2023):** Test-retest repeatability of Bernell Tannen Flipper™ Distance Horizontal Fusional Vergence Facility Test. 2022.
- ◆ **Jenna Williams O.D., FAAO, Konstantina Kalas, O.D., FAAO:** Management of Corneal Toxicity Associated with Novel Treatment for Multiple Myeloma. 2022.
- ◆ **Suraj Upadhyaya O.D., PhD:** Laterality Awareness of Fundus Images. 2022.




Dr. Clinton Prestwich and student, Jourdan Valkner, presents poster at AAO 2022.



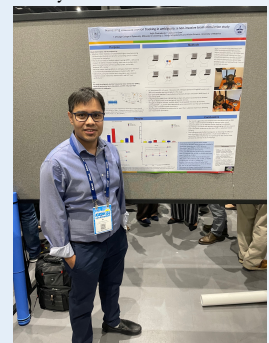
Dr. Suraj Upadhyaya presents poster at AAO 2022.

- ◆ **Samantha Rice O.D., FAAO, Jacqueline Escobar (CCO 2023), Jasmine Lopez, (CCO 2023) Jana Bazzoun, (CCO 2023), Nadine Rayess (CCO 2023):** Effects of the 20-20-20 Rule on Eye Strain and Dry Symptoms. 2022.



Dr. Samantha Rice and student, Jacqueline Escobar, presents poster at AAO 2022.

- ◆ **Clinton Prestwich O.D.: Anastasia Trpenovsky (CCO 2023), Rachel Baker (CCO 2024), Caroline Jackson (CCO 2024), Morgan Sutherland (CCO 2023), :** Effect of 120 Minutes of Sustained Computer Use on Various Optometric Clinical Assessments. 2022.
- ◆ **Arijit Chakraborty PhD, Janzen Pigg (CCO 2023), Shama Patel (CCO 2023), Destiny Chavers (CCO 2023), Salima Thanawala (CCO 2023):** Can Multi-day Videogaming Enhance Visual Processing Skills? 2022.
- ◆ **John Gialousakis O.D., EdM, FSLs, FAAO (Dipl CCLRT) Jenelle Mallios, O.D., FAAO:** Telemedicine in Optometry: Perceptions by Optometrists and Optometry Students. 2022
- ◆ **Daniel Deligio O.D., FAAO, FSLs Hyein Kim (CCO 2023), Jenny Chen (CCO 2023), Mohammed Mohsin (CCO 2024):** Intraocular Pressure using iCare Tonometry with High Power Contact Lenses. 2022.
- ◆ **Arijit Chakraborty PhD, MPhil, Adrienne Quan O.D.:** Harnessing Neuroplasticity to Enhance Attentive Motion tracking in Amblyopia: A Non-invasive Brain Stimulation Study. 2022.



Dr. Arijit Chakraborty presents poster at AAO 2022.

Clinical Rotation Spotlight

Vakishan Nadarajah OD, FSLs, FAAO

Assistant Professor

Vakishan Nadarajah, OD, FSLs, FAAO graduate with honors from Lewis University with his Bachelor of Science, Biology. He went on to complete his doctorates at Illinois College of Optometry, Summa Cum Laude, 2018. Dr. Nadarajah completed his residency training in Cornea and Contact Lens at University of California, Berkeley School of Optometry, Berkeley, CA. Dr. Nadarajah is a dedicated, multi-lingual, and hardworking optometrist with exceptional experience in primary care and fitting a variety of specialty contact lenses of irregular corneas including those with complicated conjunctival obstacles. He is familiar with precepting and educating students about difficult specialty contact lens fits in an academic setting. Interests include design-ing specialty lenses for irregular corneas, dry eye patients, and implementing myopia control.

Thank you for the Amazing job you do every day!



Welcome New CCO Employees

Jenny Zima has accepted a position as a **Sr. Administrative Assistant** for the **Chicago College of Optometry**. Prior to joining Midwestern University, Jenny was an Administrative Assistant at Arosa in Burr Ridge, IL. Jenny earned her Bachelor of Art Degree in Political Science from Northern Illinois University in Evanston, IL. Jenny enjoys doing Zumba classes with her neighbors, doing hip hop fit, and going to Trivia nights with family and friends.

Karyn Houbolt has accepted a position as **Assistant to the Dean** for the **Chicago College of Optometry**. Karyn has been with Midwestern University since 2016, as an Administrative Coordinator in the College of Pharmacy. Karyn earned her Bachelors Degree in Marketing from Lewis University. Karyn like to spend time with family and friends in her free time, watch her daughter's basketball games and travel whenever she can.

Preceptor Corner: MWU Resources

It is important that our preceptors have the resources they need from us and for their students. We do provide a resource page dedicated for preceptors on the Midwestern University Site. We receive many frequently asked questions that this page provides. Please review by clicking the link below to review **CCO Preceptor Resources**.

<https://www.midwestern.edu/academics/degrees-and-programs/doctor-of-optometry-il/current-preceptors>

This page provides:

Primary Links

- Meditrek
- Rotation Management System (RMS)
- Prospective Preceptors information

Resources

- MWU Library Access
- RMS Account Set Up Instructions
- Rotation Calendars

Preceptor Development and Continuing Education

- Precepting Tips & CCO News
- Continuing Education Programs

Links of Interest

- Frequently Asked Questions



Optometry Technology “Corneal Topography”

“**Corneal Topography** is one of the latest technologies use today. It is a special photography technique that maps the surface of the clear, front window of the eye (the cornea). It works much like a 3D (three-dimensional) map of the world, that helps identify features like mountains and valleys. With a topography scan, a doctor can find distortions in the curvature of the cornea, which is normally smooth. It also helps doctors monitor eye disease and plan for surgery”. (<https://www.aao.org/eye-health/treatments/corneal-topography-4#:~:text=What%20is%20Corneal%20Topography%3F,features%20like%20mountains%20and%20valleys>).



Midwestern Multispecialty Clinic uses the OCULUS Pentacam which is a corneal topographer that images both the front (anterior) and back (posterior) surface of the cornea to assist in the diagnosis of various corneal conditions. The data collected from the topographer is also used to monitor the progression of these conditions by comparing to previous scans performed. This instrument is not only important in corneal management but it can also be utilized in our specialty contact lens fittings which help improves the vision for patients with some of the previously listed corneal conditions.



Our Cornea Specialist here are :

Vakishan Nadarajah, OD, FSLs, FAAO

Jessica Conroy, OD, FSLs, FAAO

John Gialousakis, OD, FSLs, FAAO

(Dipl CCLRT)

Daniel Deligio, OD, FSLs, FAAO

Calendar of Eye/Vision Awareness

January: Glaucoma Awareness Month

February: Low Vision Awareness Month



KEEP IN TOUCH

We would love to hear about any updates on you and your site! Presented a poster or lecture at a conference? Providing new services at your site? Earned a fellowship or diplomate status? Let us know. You may be featured in one of our upcoming newsletters.

You may contact the Assistant Director of Rotations, Dr. Daniel Deligio, at ddelig@midwestern.edu or 630-743-4853, or Clinical Education Coordinator, Shannen Hamlin, at shamli@midwestern.edu or 630-743-4812.

DO YOU WANT TO KNOW WHAT'S GOING ON AT CCO?



Follow us on Instagram

@ChicagoCollegeOfOptometry



Like/Follow us on Facebook

Chicago College of Optometry

IMPORTANT DATES AND REMINDERS:

Last Day of the Winter Quarter	February 17, 2022
Submit Final Grades	February 24, 2022
Start of Spring Quarter	February 27, 2022

INTERESTED IN CE EVENTS AND OTHER OPTOMETRY RESOURCES?

Visit our **CCO Preceptor Resources** page at <https://www.midwestern.edu//academics/degrees-and-programs/doctor-of-optometry-il/current-preceptors.xml>